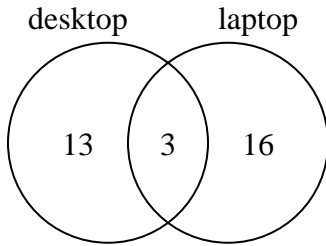




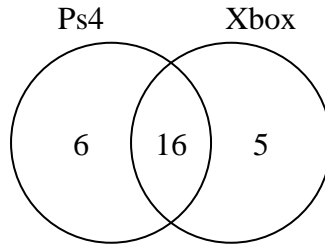
Use the diagram to solve each problem.

- 1) The diagram below shows the types of computers students owned.



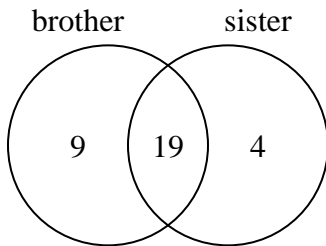
How many students did not own both a desktop and a laptop computer?

- 2) The diagram below shows the game consoles students owned.



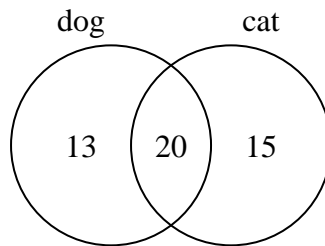
How many people did not own both a Ps4 and a Xbox?

- 3) The diagram below shows the gender of students siblings.



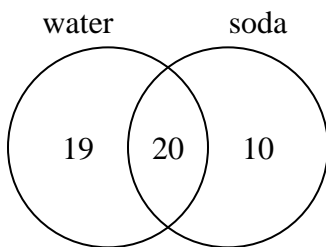
How many students had both a brother and a sister?

- 4) The diagram below shows the pets students in a class owned.



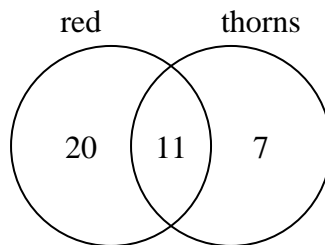
How many people had only a dog?

- 5) The diagram below shows the drinks people consumed at the football game.



How many people drank soda?

- 6) The diagram below shows the attributes of flowers in a flower shop.



How many flowers were red?

Answers

1. \_\_\_\_\_

2. \_\_\_\_\_

3. \_\_\_\_\_

4. \_\_\_\_\_

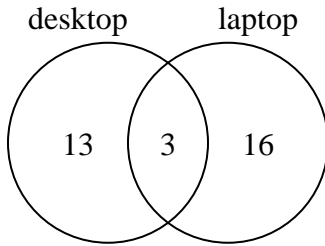
5. \_\_\_\_\_

6. \_\_\_\_\_



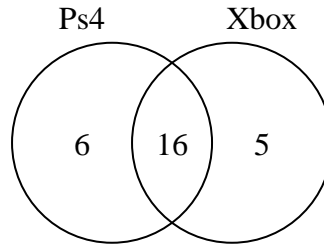
Use the diagram to solve each problem.

- 1) The diagram below shows the types of computers students owned.



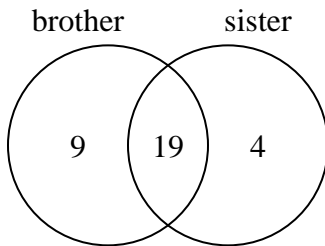
How many students did not own both a desktop and a laptop computer?

- 2) The diagram below shows the game consoles students owned.



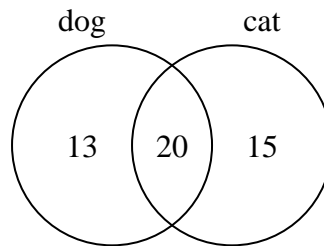
How many people did not own both a Ps4 and a Xbox?

- 3) The diagram below shows the gender of students siblings.



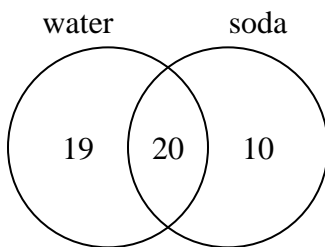
How many students had both a brother and a sister?

- 4) The diagram below shows the pets students in a class owned.



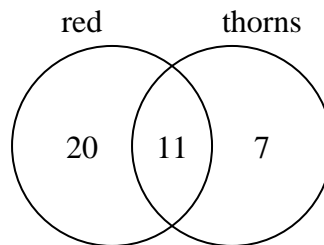
How many people had only a dog?

- 5) The diagram below shows the drinks people consumed at the football game.



How many people drank soda?

- 6) The diagram below shows the attributes of flowers in a flower shop.



How many flowers were red?

**Answers**

1. 29
2. 11
3. 19
4. 13
5. 30
6. 31